

SIGNS SAFETY SUPPLIES & RELATED ITEMS



MATERIALS:
BE-POWDER COATED PAINT ON 18GA STEEL
RA-REFLECTIVE SHEETING ON .080 ALUMINUM

EXAMPLE
 R-70 BE - POWDER COATED PAINT ON 18GA STEEL
 R-70 RA - REFLECTIVE SHEETING ON .080 ALUMINUM

REGULATORY SIGNS



18 X 18
R1-1RA8
24 X 24
R1-1RA16
R1-1HIA16
R1-1DG16

30 X 30
R1-1RA22
R1-1HIA22
R1-1DG22
36 X 36
R1-1RA27



12 x 6
R1-3CRA3



12 X 6
R1-3ARA3



12 x 6
R7-201RA3



*Specify Speed Limit in increments of 5 from 5 - 55



12 X 6
R1-3BRA3



18 X 6
R1-4RA6



12 X 6
G-62CRA3



12 x 6
R7-201BRA3

30 X 30 X 30
R1-2RA22
36 X 36 X 36
R1-2RA27

12 X 18
R2-1RA5*
18 X 24
R2-1RA9*

24 X 30
R2-1RA17*

* HIA - High Intensity
 * DG - Prismatic Diamond Grade



24 x 18
R5-9RA15



24 X 24
R5-1RA16
30 X 30
R5-1RA22



24 X 24
R5-1ARA16



24 X 30
R2-5ERA17



30 X 18
R-10RA20



18 X 24
R5-805RA9



18 X 24
R5-804RA9



18 X 24
R3-4ARA9



24 X 30
R4-1RA17



24 X 30
R2-5ARA17



18 X 24
R3-1ARA9



18 X 24
R3-2ARA9



24 X 18
R3-4PRA15



24 X 18
R3-1PRA15



24 X 18
R3-2PRA15



24 X 24
R3-1SRA16



24 X 24
R3-2SRA16



24 X 24
R3-4SRA16



12 X 12
R8-3SRA4
24 X 24
R8-3SRA16



For pedestal bases turn to page 17.

Available in Aluminum Reflective Only.

EXAMPLE
 R-70 BE - POWDER COATED PAINT ON 18GA STEEL
 R-70 RA - REFLECTIVE SHEETING ON .080 ALUMINUM

MATERIALS:
 BE-POWDER COATED PAINT ON 18GA STEEL
 RA-REFLECTIVE SHEETING ON .080 ALUMINUM

REGULATORY SIGNS



18 X 24
R-63RA9



18 X 24
R-94RA9




18 X 24
R-95RA9



18 X 24
R6-2RRA9



18 X 24
R6-2LRA9



24 X 30
R10-7RA17



36 X 12
R6-1RRA24




36 X 12
R6-1LRA24




30 X 30
R3-7RRA22



30 X 30
R3-7LRA22



24 X 30
R4-8SRA17



24 X 30
R4-7SRA17



18 X 24
R4-7ARA9



24 X 18
R4-7PRA15



48 X 30
R11-2RA31



24 X 36
R3-9BRA18



30 X 36
R3-5RRA23



30 X 36
R3-5LRA23




30 X 30
R3-8RA22



60 X 30
R11-3RA34 (MUST SHIP MOTOR FREIGHT/SPECIFY MILES)



60 X 30
R11-4RA34 (MUST SHIP MOTOR FREIGHT)



30 X 36
R12-5RA23
(Specify weights)



18 X 24
R12-1RA9*
24 x 30
R12-1RA17*
* Specify weight limit



18 x 24
R14-3RA9



24 X 24
R5-3RA16



24 X 24
R5-2SRA16



24 X 24
R5-2ARA16




24 X 24
R11-5RA16



24 X 18
R14-2RA15



24 X 18
R5-2PRA15



For sign post turn to page 17.

MATERIALS:
 BE-POWDER COATED PAINT ON 18GA STEEL
 RA-REFLECTIVE SHEETING ON .080 ALUMINUM

EXAMPLE
 R-70 BE - POWDER COATED PAINT ON 18GA STEEL
 R-70 RA - REFLECTIVE SHEETING ON .080 ALUMINUM

TRAFFIC CONTROL

All Signs On This Page Are 12" x 18"



R-70BE5 R-45RBE5 R-45LBE5 R-46BE5 R-18BE5 R7-1RBE5 R7-1LBE5 R7-1BE5 R-42BE5
 R-70RA5 R-45RRA5 R-45LRA5 R-46RA5 R-18RA5 R7-1RRA5 R7-1LRA5 R7-1RA5 R-42RA5



R-42RBE5 R-42LBE5 R-43BE5 R-83BE5 R-40BE5 R-86BE5 R-84BE5 R7-6BE5 R-77BE5
 R-42RRA5 R-42LRA5 R-43RA5 R-83RA5 R-40RA5 R-86RA5 R-84RA5 R7-6RA5 R-77RA5



R-80BE5 R-201BE5 R-76BE5 R-114BE5 R-53BE5 R-54RBE5 R-54BE5 R-54LBE5 R-49BE5 R7-4BE5
 R-80RA5 R-201RA5 R-76RA5 R-114RA5 R-53RA5 R-54RRA5 R-54RA5 R-54LRA5 R-49RA5 R7-4RA5



R-79BE5 R-78BE5 R-55BE5 R-71BE5 R-34BE5 R-72BE5 R-96BE5 R-200BE5 R-400BE5 R-401BE5
 R-79RA5 R-78RA5 R-55RA5 R-71RA5 R-34RA5 R-72RA5 R-96RA5 R-200RA5 R-400RA5 R-401RA5




G-21BE5 G-27BE5 G-28RBE5 G-28LBE5 G-29BE5 G-22BE5 G-23BE5 G-78BE5 R-68BBE5 R-69CBE5 R-69DBE5
 G-21RA5 G-27RA5 G-28RRA5 G-28LRA5 G-29RA5 G-22RA5 G-23RA5 G-78RA5 R-68BRA5 R-69CRA5 R-69DRA5



R7-3BE5 G-20BE5 G-115BE5 G-116BE5 G-49BE5 G-80BE5 G-81BE5
 R7-3RA5 G-20RA5 G-115RA5 G-116RA5 G-49RA5 G-80RA5 G-81RA5



R-115BE5 G-83BE5 G-84BE5 G-85BE5 G-86BE5 G-89BE5 G-90BE5
 R-115RA5 G-83RA5 G-84RA5 G-85RA5 G-86RA5 G-89RA5 G-90RA5



NB-11 Nut & Bolt

For mounting hardware turn to page 18.

- Heavy duty steel signs withstand all types of weather.
- Reflective aluminum signs are visible for day or nighttime use.

TRAFFIC CONTROL



12 X 18
 R-88BE5
 R-88RA5



12 X 18
 R-90BE5
 R-90RA5



12 X 18
 R-91BE5
 R-91RA5



12 X 18
 R-92BE5
 R-92RA5



12 X 18
 R-89BE5
 R-89RA5



12 X 18
 R-107BE5
 R-107RA5



12 X 18
 R-110BE5
 R-110RA5



12 X 18
 R-97BE5
 R-97RA5



12 X 18
 S2-14BE5
 S2-14RA5



12 X 18
 S2-15BE5
 S2-15RA5



12 X 18
 R-98BE5
 R-98RA5



12 X 18
 R-100BE5
 R-100RA5



12 X 18
 R-101BE5
 R-101RA5



12 X 18
 R-102BE5
 R-102RA5



12 X 18
 R-103BE5
 R-103RA5



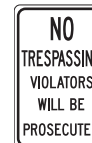
12 X 18
 R-104BE5
 R-104RA5



12 X 18
 R-111BE5
 R-111RA5



12 X 18
 R-105BE5
 R-105RA5



12 X 18
 G-75BE5
 G-75RA5



12 X 18
 R7-202BE5
 R7-202RA5



18 X 12
 G-47BE5
 G-47RA5



18 X 12
 G-92BE5
 G-92RA5



18 X 12
 G-93BE5
 G-93RA5



18 X 12
 G-37BE5
 G-37RA5



18 X 12
 G-94BE5
 G-94RA5



18 X 12
 G-56BE5
 G-56RA5



18 X 12
 G-76BE5
 G-76RA5



18 X 12
 G-70BE5
 G-70RA5



18 X 12
 G-48BE5
 G-48RA5



18 X 12
 G-34BE5
 G-34RA5



18 X 12
 G-35RBE5
 G-35RRA5



18 X 12
 G-35LBE5
 G-35LRA5



18 X 12
 G-209BE5
 G-209RA5



18 X 12
 G-36BE5
 G-36RA5



18 X 12
 G-31BE5
 G-31RA5



18 X 12
 G-32RBE5
 G-32RRA5



18 X 12
 G-32LBE5
 G-32LRA5



18 X 12
 G-33BE5
 G-33RA5



18 X 12
 G-30BE5
 G-30RA5



18 X 18
 G-110BE8
 G-110RA8



18 X 18
 G-111BE8
 G-111RA8



18 X 18
 G-112RBE8
 G-112RRA8



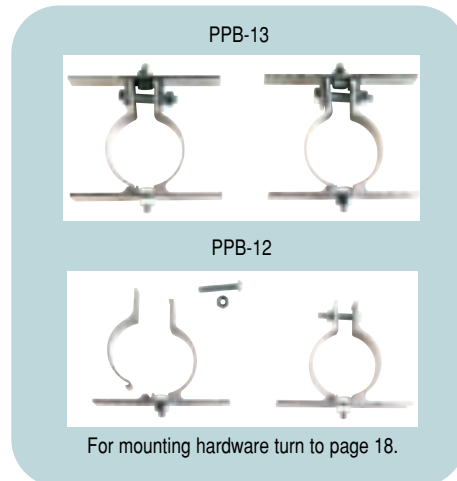
18 X 18
 G-112LBE8
 G-112LRA8



18 X 18
 G-113RBE8
 G-113RRA8



18 X 18
 G-113LBE8
 G-113LRA8



MATERIALS:
 BE-POWDER COATED PAINT ON 18GA STEEL
 RA-REFLECTIVE SHEETING ON .080 ALUMINUM

EXAMPLE
 R-70 BE - POWDER COATED PAINT ON 18GA STEEL
 R-70 RA - REFLECTIVE SHEETING ON .080 ALUMINUM

TRAFFIC CONTROL



18 x 24
 G-44BE9
 G-44RA9



18 x 24
 G-45BE9
 G-45RA9



18 x 24
 G-99BE9
 G-99RA9



18 x 24
 G-88BE9
 G-88RA9



18 X 24
 G-50BE9
 G-50RA9



18 X 24
 G-51BE9
 G-51RA9



18 X 24
 R8-3BE9
 R8-3RA9



18 X 24
 R-53BE9
 R-53RA9



18 X 24
 R-18BE9
 R-18RA9



18 X 24
 G-52BE9
 G-52RA9



18 X 24
 G-118BE9
 G-118RA9



18 X 24
 G-10BE9
 G-10RA9

INFORMATIONAL SIGNS



24 X 24
 D9-2SRA16



24 X 6
 D9-2PRA11



21 X 15
 M6-3RA10



21 X 15
 M6-1RA10



24 X 6
 D11-1BRA11



24 X 6
 D9-2BRA11



18 X 15*
 D4-1RA7



24 X 18
 D11-1SRA15

*Specify arrow direction:
 (Diagonal) as shown in photo.
 (Straight to Left)
 (Straight to Right)

AVAILABLE IN REFLECTIVE ALUMINUM ONLY

POOL / SWIMMING RULE



12 X 18
 S2-21BE5
 S2-21RA5



18 X 12
 S2-20BE5
 S2-20RA5



18 X 18
 S2-18BE8
 S2-18RA8



18 X 18
 S2-19BE8
 S2-19RA8

NEIGHBORHOOD WATCH



12 X 18
 G-120BE5
 G-120RA5

DRIVE CAREFULLY



24 X 18
 S-2418RA



18 X 24
 S-1824RA

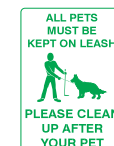
COURTESY SIGNS



12 X 18
 R-117BE5
 R-117RA5



12 X 18
 R-118BE5
 R-118RA5



12 X 18
 R-210BE5
 R-210RA5



12 X 18
 R-116BE5
 R-116RA5

SPECIAL LEGEND SIGNS

“QUICK SHIP” CUSTOM LEGEND SIGNS

“VINYL LETTERED” custom worded signs are available with lettering and border in choice of four colors on a white background. All copy applied with an outdoor grade permanent vinyl. Signs come with rounded corners and holes at the top and bottom for post mounting. Order 18ga steel non reflective or .080 aluminum with reflective sheeting when night use is needed. Order in quantities of five or less of the same wording. For larger quantities see printed signs below. Choose Red, Blue, Black or Green for letter and border color.

HOW TO ORDER:

1. Specify quantity.
2. Specify material.
3. Specify letter color.
4. Specify vertical or horizontal mount and size.
All signs have holes top and bottom centered.
5. Specify exact legend on signs.
6. Unless specified “standard helvetica print” will be used on signs.



SIZE W X H	BAKED ENAMEL STEEL PART#	FORMAT	ENG. GRADE REFLECTIVE ALUMINUM PART#
12 X 18	SB121824V	VERTICAL	RA121824V
18 X 12	SB181224H	HORIZONTAL	RA181224H
18 X 18	SB18SQ24	SQUARE	RA18SQ24
18 X 24	SB182424V	VERTICAL	RA182424V
24 X 18	SB241824H	HORIZONTAL	RA241824H
24 X 24	SB24SQ24	SQUARE	RA24SQ24
24 X 30	SB243024V	VERTICAL	RA243024V
30 X 24	SB302424H	HORIZONTAL	RA302424H
30 X 30	SB30SQ24	SQUARE	RA30SQ24



PRINTED CUSTOM SIGNS

“Quality Printed” custom worded signs are available with lettering and border in several ink color and background color choices. All copy applied with long lasting ink. Signs come with rounded corners and holes at the top and bottom for post mounting. Order 18ga steel non reflective or .080 aluminum with reflective sheeting when night use is needed. Signs can be printed with several color combinations. Basic colors are red, blue, green, or black for letter and border. Standard background colors are white, yellow, blue, or green.

HOW TO ORDER:

1. Specify quantity.
2. Specify material.
3. Specify letter and background colors.
4. Specify vertical or horizontal mount and size.
All signs have holes top and bottom centered.
5. Specify exact legend on signs.
6. Unless specified “standard helvetica print” will be used on signs.

SIZE W X H	BAKED ENAMEL STEEL PART#	FORMAT	ENG. GRADE REFLECTIVE ALUMINUM PART#
12 X 18	SB1218	VERTICAL	RA1218
18 X 12	SB1812	HORIZONTAL	RA1812
18 X 24	SB1824	VERTICAL	RA1824
24 X 18	SB2418	HORIZONTAL	RA2418
24 X 24	SB24SQ	SQUARE	RA24SQ
24 X 30	SB2430	VERTICAL	RA2430
30 X 24	SB3024	HORIZONTAL	RA3024
30 X 30	SB30SQ	SQUARE	RA30SQ

- * No Set Up Fee for 25 or more signs reading the same.
- * No Extra Letter Fee for 25 or more signs reading the same.



To Insure Your Safety and
the Safety of Our Customers
Skateboarding
and Rollerblading
are Prohibited

NOTE: For quantities of 50 signs or larger we reserve the right to under/over ship and bill accordingly by 5%.

MATERIALS:
BE-POWDER COATED PAINT ON 18GA STEEL
RA-REFLECTIVE SHEETING ON .080 ALUMINUM

EXAMPLE
R-70 BE - POWDER COATED PAINT ON 18GA STEEL
R-70 RA - REFLECTIVE SHEETING ON .080 ALUMINUM



DISABLED SIGNS



12 X 12
 D9-6BE4
 D9-6RA4
 18 X 18
 D9-6BE8
 D9-6RA8
 24 X 24
 D9-6RA16



12 X 18
 R7-8BE5
 R7-8RA5



12 X 18
 R7-8NBE5
 R7-8NRA5



12 X 18
 G-40BE5
 G-40RA5



12 X 18
 G-42BE5
 G-42RA5



12 X 18
 G-55BE5
 G-55RA5



12 X 18
 G-53BE5
 G-53RA5



12 X 18
 G-64BE5
 G-64RA5



12 X 18
 G-65RBE5
 G-65RRA5



12 X 18
 G-65LBE5
 G-65LRA5



12 X 18
 G-65NBE5
 G-65NRA5



12 X 18
 G-67BE5
 G-67RA5



12 X 18
 G-66BE5
 G-66RA5

Place these 6 x 6" pressure sensitive decals on any smooth clean surface. Great for marking accessible entrances to buildings. Made of high performance outdoor grade vinyl.

PART NO 66D

STATE SPECIFICATION SIGNS



ALABAMA
 12 x 18
 AL1218RA5



ARKANSAS
 12 x 18
 AR1218BE5
 AR1218RA5



CALIFORNIA
 18 x 24
 CA1824BE9
 CA1824RA9



CONNECTICUT
 12 X 24
 CT1224BE
 CT1224RA



FLORIDA
 12 X 18
 G-61BE5
 G-61RA5



GEORGIA
 12 X 18
 GA1218RA



HAWAII
 12 x 18
 HA1218BRA5



HAWAII
 12 x 18
 HA1218RA5



MASSACHUSETTES
 12 x 18
 MA1218BE5
 MA1218RA5



MINNESOTA
 12 x 18
 MN1218BE5
 MN1218RA5



MISSOURI
 12 X 18
 G-300BE5
 G-300RA5



MISSOURI
 12 X 6
 G-301BE3
 G-301RA3



MISSOURI
 12 X 6
 G-301ABE3
 G-301ARA3



NEVADA
 12 x 18
 NV1218BE5
 NV1218RA5



NEW JERSEY
 10 X 12
 R-1012BE
 R-1012RA



N. CAROLINA
 12 X 9
 R7-8DRA



N. CAROLINA
 12 X 9
 G-86RA3



N. CAROLINA
 12 X 26
 R7-8ERA



N. CAROLINA
 12 X 26
 R7-8ENRA



PENNSYLVANIA
 12 x 18
 PA1218BE5
 PA1218RA5



S. FLORIDA
 12 X 18
 G-61MDRA5



TEXAS
 12 X 24
 TX1224NRA



VIRGINIA
 12 X 18
 VA1218BE
 VA1218RA



VIRGINIA
 12 X 12
 VA12BBE4
 VA12BRA4



WASHINGTON
 12 x 18
 WA1218BE5
 WA1218RA5



WISCONSIN
 12 X 18
 WI1218RA5



WYOMING
 18 x 24
 WY1824BE9
 WY1824RA9

IF YOU DON'T SEE THE DISABLED SIGN YOU ARE LOOKING FOR, PLEASE CALL

SURVEILLANCE SIGNS

Protect your property by displaying these signs



18 X 24
 G-117BE9
 G-117RA9



18 X 24
 G-400BE9
 G-400RA9

DISABLED FINE SIGNS



12 X 6
 G-62ARA3



12 X 6
 G-13CBE3
 G-13CRA3



12 X 6
 G-13DBE3
 G-13DRA3



12 X 6
 G-62BBE3
 G-62BRA3



12 X 6
 G-68BE3
 G-68RA3



12 X 6
 G-13GRA3



12 X 6
 G-13EBE3
 G-13ERA3



12 X 6
 G-13FBE3
 G-13FRA3



12 X 6
 G-11BE3
 G-11RA3



12 X 6
 G-74BE3
 G-74RA3



12 X 6
 G-73RA3



12 X 6
 G-13HBE3
 G-13HRA3



12 X 6
 G-13IRA3



12 X 6
 G-68BBE3
 G-68BRA3

SNOW ROUTE SIGNS



12 X 9
 R10-7RA1



12 X 18
 SR-3RA5

Available in reflective .080 aluminum only.


WEAPON SIGNS



14 X 11
 WEAPON14X11



20 X 14
 WEAPON20X14



12 X 18
 OHIOWEAPON

Protect your employees and customers by posting this sign at the entrance of your business. Printed red and black on white, made of baked enamel .040 aluminum.

ADD-A-LEGEND SIGNS

Add - A - Legend signs are lettered with permanent outdoor grade vinyl.



18 x 24
 CW-14BE9
 CW-14RA9



18 X 24
 CW-16BE9
 CW-16RA9



18 x 24
 CW-17BE9
 CW-17RA9



12 X 18
 G-14BE5
 G-14RA5



12 X 18
 G-15BE5
 G-15RA5



12 X 18
 G-16BE5
 G-16RA5



12 X 18
 G-17BE5
 G-17RA5



12 X 18
 CW-18BE5
 CW-18RA5

Add Tow Company Name or any other wording of your choice on these signs.

CALL FOR CUSTOMIZED SIGN PRICING

MATERIALS:
 BE-POWDER COATED PAINT ON 18GA STEEL
 RA-REFLECTIVE SHEETING ON .080 ALUMINUM

EXAMPLE
 R-70 BE - POWDER COATED PAINT ON 18GA STEEL
 R-70 RA - REFLECTIVE SHEETING ON .080 ALUMINUM

SCHOOL SIGNS



18 X 24
G-1RA9



18 X 24
G-2RA9



18 X 24
G-4RA9



18 X 24
G-200RA9



18 X 24
G-8RA9



18 X 24
S2-10RA9



24 x 30
S2-8RA17



18 X 24
S2-9RA9



18 X 18
S2-23RA8



24 X 8
S4-3RA12
S4-3DG12



30 X 30
S1-1RA22
S1-1DG22*



24 X 10
S4-2RA13

24 X 48
S4-7RA19
S4-7DG19*



AHEAD

24 X 10 36 X 20
W16-9PRA13 W16-9PRA12
W16-9PDG13 W16-9PDG12



ARROW

24 X 12 30 X 18
W16-7ARA14 W16-7ARA20
W16-7ADG14 W16-7ADG20



24 X 24
W-29RA16
W-29DG16*



30 X 30
S3-1RA22
S3-1DG22*



30 X 30 36 x 36
S1-1RA22 S1-1RA27
S1-1DG22* S1-1DG27*

All Signs Available in Reflective Aluminum Only

The new MUTCD requirements are to use the ahead and arrow sign under the S1-1 to designate the crosswalk being ahead and at the crosswalk.

* "DG" is Fluorescent Yellow/Green Prismatic Sheeting on .080 Aluminum. These signs meet new federal highway administration regulations.

STOP/SLOW PADDLES

REFLECTIVE STOP/SLOW PADDLE



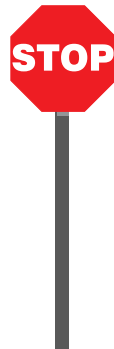
For sign mounting post turn to page 16.



HS-1



HS-2



These 18" x 18" Octagon signs are made of baked enamel .040 aluminum. Signs come with a 6" handle that is light-weight and easy to hold. Signs are made double faced. Signs are perfect to use at school cross walks.

Available with a 6 ft. wooden handle

PART #	WORDING
HS-10	STOP/STOP
HS-11	STOP/SLOW



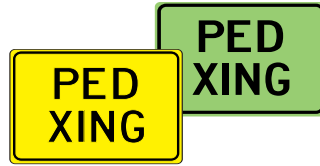
24" Engineer Grade reflective on .040 aluminum Stop/Slow signs with 6 ft wooden handle. Great for construction/school sites.

PART #	WORDING
HS-12	STOP/SLOW

WARNING SIGNS



24 X 24
 W11-2ARA16
 W11-2ADG16•
 30 X 30
 W11-2ARA22
 W11-2ADG22•



18 X 12
 W11-2PRA5
 W11-2PDG5•
 24 X 18
 W11-2PRA15
 W11-2PDG15•



24 X 24
 W-34RA16



18 X 18
 W13-1RA8
 * Specify miles per hour
 in increments of 5 from
 5 to 55.



12 X 18
 W1-8RA5
 18 X 24
 W1-8RA9

•DG is Fluorescent Yellow Green Prismatic Sheeting on .080 Aluminum.

ALL SIGNS AVAILABLE IN ALUMINUM REFLECTIVE ONLY



12 X 36
 G-105LRA24



12 X 36
 G-105RRA24



10 X 30
 G-105LRA2



10 X 30
 G-105RRA2




6 X 24
 G-105LRA11



6 X 24
 G-105RRA11



36 X 18 48 X 24
 W1-6RA25 W1-6RA30



36 X 18 48 X 24
 W1-7RA25 W1-7RA30



36 X 36
 W3-3SRA27




48 X 9
 R15-1RA



30 X 30 CIR 36 X 36 CIR
 W10-1RA22 W10-1RA27



30 X 30
 W10-2RA22



30 X 30
 W10-3RA22



30 X 30
 W10-4RA22

POST REFLECTORS



Post reflectors increase sign visibility day or night, and promote safety. They can be used on u channel, square or round sign post. Easily installs with nuts and bolts. Available in 080 aluminum with engineer grade reflective or diamond grade fluorescent/yellow green one side.

PART #	DESCRIPTION
	3 1/8" w x 30" h
PF318ER	Red Engineer Grade
PF318DGY	Yellow Green Dia Grade



**IF YOU DO NOT
 SEE THE SIGN
 YOU NEED...
 CALL FOR
 PRICING**

MATERIALS:
BE-POWDER COATED PAINT ON 18GA STEEL
RA-REFLECTIVE SHEETING ON .080 ALUMINUM

EXAMPLE
 R-70 BE - POWDER COATED PAINT ON 18GA STEEL
 R-70 RA - REFLECTIVE SHEETING ON .080 ALUMINUM

WARNING SIGNS



30 X 30
W1-5RRA22



30 X 30
W1-5LRA22



30 X 30
W1-4RRA22



30 X 30
W1-4LRA22



30 X 30
W1-3RRA22



30 X 30
W1-3LRA22



30 X 30
W6-3SRA22



36 X 36
W4-2RA27



30 X 30
W2-4RA22



30 X 30
W2-2RA22



30 X 30
W2-1RA22



24 X 24
W12-1RA16



24 x 24
W1-2RRA16
30 X 30
W1-2RRA22



24 x 24
W1-2LRA16
30 X 30
W1-2LRA22



24 x 24
W1-1RRA16
30 x 30
W1-1RRA22



24 X 24
W1-1LRA16
30 X 30
W1-1LRA22



30 X 30
W4-3RA22



36 X 48 X 48
W14-3RA



30 X 30
W12-2SRA22
(Specify height)



24 X 24
W17-1RA16



30 X 30
W11-5SRA22




30 X 30
W11-4SRA22



30 X 30
W11-3SRA22



30 X 30
W11-7SRA22



30 X 30
W8-5SRA22



30 X 30
W7-1SRA22



30 X 30
W11-1SRA22



30 X 30
W11-8SRA22

ALL SIGNS AVAILABLE IN ALUMINUM REFLECTIVE ONLY

WARNING SIGNS



24 x 24
W5-3RA16



24 X 24
W5-2ARA16
30 X 30
W5-2ARA22



24 X 24
W18-2RA16



24 X 24
W16-5RA16



24 X 24 30 X 30
W18-1RA16 W18-1RA22



30 X 30
W14-4RA22



30 X 30
W5-1RA22



36 X 36
W9-2RA27



30 X 30
W9-1RA22



24 x 24
W14-2RA16
30 x 30
W14-2RA22



30 X 30
W8-3ARA22



30 X 30
W8-9BRA22



24 x 24
W-64RA16



24 X 24
W8-9RA16



24 x 24
W8-1RA16



24 X 24
W8-2RA16



24 X 24
W16-7RA16



24 X 24
W16-4RA16



30 X 30
W16-3RA22



24 X 24
W2-66RA16



24 X 24
W8-4RA16
30 X 30
W8-4RA22



24 X 24 30 X 30
W5-5RA16 W5-5RA22



24 X 24 30 X 30
W3-1ARA16 W3-1ARA22



30 X 30
W3-1SRA22



24 X 24
W-62RA16



24 X 24 30 X 30
W14-1RA16 W14-1RA22



24 X 24
W8-5ARA16



24 X 24
W18-5RA16
30 X 30
W18-5RA22

**Inquire
 about custom
 signage**

ALL SIGNS AVAILABLE IN ALUMINUM REFLECTIVE ONLY

MATERIALS:
BE-POWDER COATED PAINT ON 18GA STEEL
RA-REFLECTIVE SHEETING ON .080 ALUMINUM

EXAMPLE
 R-70 BE - POWDER COATED PAINT ON 18GA STEEL
 R-70 RA - REFLECTIVE SHEETING ON .080 ALUMINUM

CONSTRUCTION SIGNS



24 X 24 W-65RA16 30 x 30 W-65RA22	24 X 24 W21-1RA16 36 X 36 W21-1RA27	30 X 30 W21-1RA22	36 X 36 W23-1RA27	36 X 36 W20-5RRA27	36 X 36 W20-5LRA27	36 X 36 W20-10RA27	24 X 24 W21-6RA16 30 X 30 W21-6RA22
--	--	----------------------	----------------------	-----------------------	-----------------------	-----------------------	--



30 X 24 M4-9RRA21	30 X 24 M4-9LRA21	30 X 30 W20-7SRA22	36 X 36 W20-4RA27	36 X 36 W20-1RA27	24 X 24 W21-2RA16
----------------------	----------------------	-----------------------	----------------------	----------------------	----------------------



48 X 18
M4-10RRA29



60 x 36
G20-1RA35



60 x 24
G20-2RA33

**AVAILABLE IN
 REFLECTIVE
 ALUMINUM ONLY**



48 X 18
M4-10LRA29

(MUST SHIP MOTOR FREIGHT, SPECIFY MILES)

A-FRAME STAND

A-Frame Stand comes with Men Working sign. Can be ordered in baked enamel 18ga steel finish or reflective sheeting on .080 aluminum finish. Frame constructed of sturdy angle iron. Use self tapping screws to mount signs. Folds for UPS shipment. Easy to store. 24" x 24" size sign.



PART #	DESCRIPTION
AFMONLY	(METAL FRAME ONLY)
AFMWBE	(BAKED ENAMEL) Men working
AFMWRA	(REFLECTIVE ALUM) Men working
AFMBLKBE	Metal frame w/orange baked enamel steel blank (no wording)

SIGN STAND

Heavy duty Tri-pod will accommodate 24" thru 48" diamond mesh or metal signs. Easy to set up and folds down for easy storage and UPS shipment. Weighs 14 lbs. and stands 60" tall.

PART # TP1



DELINEATORS

RF-1
 3" Diameter Button Plastic Delineators 3/16" holes
 RF-1A Amber
 RF-1R Red
 RF-1W White



RF-6
 3" x 8" .080 Aluminum Reflective Delineators
 RF-6A Amber
 RF-6R Red
 RF-6W White



RF-3
 6" x 15" 3" Buttons on .080 Aluminum Back
 RF-3A Amber
 RF-3R Red



RF-9
 18" x 18" 3" Buttons on .080 Aluminum Back
 RF-9A Amber
 RF-9R Red
 RF-9RBK Red on Black



STREET SIGNS



SN-3
 Extruded double faced aluminum street name sign with engineer grade reflective on both sides. 6" high x necessary length.

SN-4
 Flat double faced .080 aluminum street name sign with engineer grade reflective on both sides. 6" high x necessary length.

SN-5
 Flat double faced 18 ga. steel street name sign. Vinyl letter on a painted background. 6" high x necessary length. Has one hole for painting purposes.

SN-3-9
 Same as above but 9" tall x necessary length.

SN-4-9
 Same as above but 9" tall x necessary length.

SN-8
 Extruded double faced aluminum street name sign with hi intensity reflective both sides. 6" tall x necessary length.
SN-8-9
 Same as above but 9" tall x necessary length.



High intensity finish

SN-9
 Flat aluminum double faced street name sign with hi intensity reflective both sides. 6" tall x necessary length.
SN-9-9
 Same as above but 9" tall x necessary length.

BRACKETS

ROK-PRUF BRACKETS

FOR U POSTS
 Flat Blade: BA1



FOR 2 3/8" OD PIPE POST
 BA3



CROSS PIECE
 BA390



SUPER-LOK BRACKETS

FOR U POSTS
 Flat Blade: BA180F
 Extruded Blade: BA180X



FOR U POSTS
 BA90F
 BA90X



SUPER-LOK BRACKETS

FOR 2 3/8" OD PIPE POST
 Flat Blade: BA8
 Extruded Blade: BA7



CROSS PIECE
 BA8A
 BA7A



CROSS PIECE

Universal bracket can be used to hold street signs at 45 degree and parallel to each other.



PART # UNIV 457F
 (Flat Blade) Replace the "F" with "X" for extruded blades

WING BRACKET

Can be mounted to a wood or metal post. For flat or extruded signs. Size is 4 1/4" x 2 1/2".



PART # WING #4

WING BRACKET

Straps or bolts to side of wall or pole. Setscrews included for mounting sign to bracket. Can be used on flat or extruded street name sign. 16.5" long.



PART #
 METRO WING #8

The Metro wing 800 is available for today's larger 9" street name signs. 24" long x 8.25" tall.

PART #
 METRO WING 800

WING BRACKET

Straps or bolts to side of wall or pole. 2 nuts and bolts included for mounting sign to bracket.



PART #
 BWB12 12"
 BWB18 18"
 BWB24 24"

SQUARE SIGN POSTS

These 14 gauge square sign post have 7/16" holes on 1" centers the full length of the post allowing signs to be mounted back to back on all 4 sides at any height. The square shape provides exceptional torsional stability. Can be used alone or with a 3 ft post as a base post to create a break away system.

PART #	SIZE
1 3/4" Posts	
SQ8	8 Ft 1 3/4"
SQ10	10 Ft 1 3/4"
SQ12	12 Ft 1 3/4"
SQ3	3 Ft 2" Base
SQ18	18" Sleeve for 3 ft. stub
2" x 2" Posts	
SQ82	8 Ft 2"
SQ102	10 Ft 2"
SQ122	12 Ft 2"
SQ32	3 Ft 2 1/4" Base
SQ182	18" Sleeve for 3 ft. stub



10 Ft and taller post cannot ship UPS. Must ship motor freight.

Corner Bolts/Rivets for Square Post

Aluminum corner rivet bolts attach base and upright post together. Aluminum drive rivet attaches sign to square post with a hit of a hammer.



PART #	DESCRIPTION
VCB1682	1 3/4" x 2" x 2 1/4" Corner Bolt w/Hex Nut
VCR221	1" O.D. Aluminum Drive Rivet Grip .140" - .330"



ADJUSTABLE BAND BRACKETS

Adjustable band bracket fits post from 4" to 12" diameter. Each pair comes complete with all pieces to mount one sign.

PART# AB-10

Additional bracket to attach signs back to back. 2 brackets needed per set.

PART # AB10BRACKET

Additional Straps

PART # SS4STRAP
1/2" x 47" long



BREAK AWAY U CHANNEL POST


These green 2# channel post are designed to break away at the stub upon impact. The base post should be no more than 4" above ground, the hardware for attaching should be spaced 4" apart. Includes 3 ft base post, top post and mounting hardware.

PART #	DESCRIPTION
UP-8BP	8 Ft Green 2# Break Away
UP-10BP	10 Ft Green 2# Break Away

FASBA Hardware for 1 Post includes:
2 bolts & locking nuts
2 washers
4 square spacer nuts



Post between these 2 spacers



SQUARE POST BRACKETS

Bracket to fit on top of 1 3/4" square post for mounting street name signs.

PART #
134SQF (Flat Blades)
134SQX (Extruded Blades)



FOR 2" SQUARE POST

PART #
2SQF
2SQX

PIPE POST

2 3/8" O.D.
Round pipe post with .065 wall.

PART #	PP-2	12 ft pipe post
PART #	PP-1	10 ft pipe post
PART #	PP-8	8 ft pipe post



10ft. and taller post must ship motor freight

WOODEN POST BRACKETS



PART #
827F (Flat Blades)
827X (Extruded Blades)

For 4 x 4 wooden posts

POST CAPS

Choose post caps for round or square sign post.



Flat cap to cover top of 2 3/8" round pipe

PART # EC-2



Flat top cap to cover square 1 3/4" post

PART # SCC134
Flat top cap to cover 2" square post. SCC2



Acorn cap to cover top of 2 3/8" OD round pipe

PART # CPC250


TOP FINIAL NUT

Decorative top finial nut to fit on top of flat or extruded street name signs to add an extra touch. Silver in color to match mounting brackets.

PART #	PRICE
317F (flat blades)	\$ 3.20 ea
317X (extruded blades)	3.20 ea



CHANNEL POST



Channel Posts come in various sizes to choose from. Posts can be ordered in green finish in all lengths, or galvanized finish in 8, 10 and 12 foot lengths. All posts are tapered on end for easy installation. 4, 6 and 7 foot post are lightweight, 1.12 lb per foot. Ideal for temporary application or smaller signs. 8 foot and taller posts are sturdy 2 lb per foot channel post. Ideal for permanent installation of signs.


PART #	SIZE	FINISH	WT/FT
UP-4	4 FT	GREEN	1.12
UP-6	6 FT	GREEN	1.12
UP-6G	6 FT	GALV	1.12
UP-7	7 FT	GREEN	1.12
UP-7G	7 FT	GALV	1.12
UP-8	8 FT	GREEN	2.0
UP-8G	8 FT	GALV	2.0
UP-10	10 FT	GREEN	2.0
UP-10G	10 FT	GALV	2.0
UP-12	12 FT	GREEN	2.0
UP-12G	12 FT	GALV	2.0

CALL FOR QUANTITY PRICING

* 10 foot and taller posts cannot ship UPS. Must ship motor freight.

ALUMINUM POST MOUNTING BASE

15" Aluminum base can be mounted permanently to a paved surface or can be used for temporary use. Can be used with u channel, square and round post. Holes will need to be drilled in round post and attached with bolts (not included). Comes with hardware to attach stub to base, will only work with 2# channel post.



PART # IN81
Replacement Stubs: IN81S

POST PULLER

Pulls T, Channel, Round & Square posts. From the smallest post up to an 8" x 8" wood post.

PART # YE3000



PEDESTAL BASE AND WHEEL

Pedestal bases are drilled for mounting 12 x 18, 18 x 24 and 24 x 24 signs. (Sign not included)
1 7/8" OD PIPE

PART # DESCRIPTION

GP-4 14" cast iron base with 4 ft pipe. Weighs 32 lbs.
GP-5 18" cast iron base with 4 ft pipe. Weighs 37 lbs.



Connect this wheel to the pedestal base with nuts and bolts and movement of the complete unit is a snap. Painted black to match stanchions. Wt. 3 lbs.
Will only work with GP-4 base.

PART # GPWHEEL

POST DRIVER

The 65" length permits one man to drive posts up to 12' from ground level. For use on Channel, Round and Square posts. Barrel ID 3 3/4". Weighs 38 lbs.

PART # NO8

Post driver for 1.12 delineator sign post.

PART # NO4



DRIVE CAP



NO10

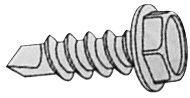
NO11

NO10 -Protect the top of your channel post and make driving it into the ground easier. Iron "cap" fits 8" and taller 2lb per ft channel posts.

NO11 -Protect the top of your square post and make driving it into the ground easier. For 2" squares post.

MOUNTING HARDWARE

SELF DRILLING SCREW




#8 X 3/4" hex washer head, self drilling and tapping tek screw, zinc coated. Used for mounting signs on metal. Sold in a box of 100 pcs only.

PART # FASN834

#10 X 1" hex washer head, self drilling and tapping tek screw, zinc coated. Used for mounting signs on metal. Sold in a box of 100 pcs only.

PART # FASN101

MACHINE SCREW




5/16"-18 x 1" slotted truss head machine screw & hex nut, zinc coated. Used for mounting signs to GP-4 & GP-5 pedestal bases. Sold in a box of 25 pcs only.

PART # FASN5161

5/16"-18 x 2 1/2" slotted truss head machine screw & hex nut, zinc coated. Used for mounting signs to channel or square sign post. Sold in a box of 25 pcs only.

PART # FASN516212


NUTS & BOLTS



2 1/2" x 5/16" Zinc Coated Steel Nuts and Bolts. Sold as (1 nut and 1 bolt)

PART # NB-11

CARRIAGE BOLT



5/16" -18 x 2 1/2" carriage bolt & hex nut, zinc coated. Bolt can also be used with the break away nut. Sold in a box of 25 pcs only.

PART # FASN516212C

ONE WAY BOLT



Easy to install, difficult for vandals to take off. 2" x 5/16". (Sold as one bolt)

PART # BOW2

BREAK AWAY NUT



Use a wrench to tighten the nut. When the nut is tight, keep twisting firmly and the hex head breaks off, leaving the 5/16" vandal proof tapered nut secure. (Sold as 1 nut)

PART # BAN516

NYLON ANCHOR



1/4" x 1 1/2" nail anchor. 100 pieces.

PART # FASN14112

S HOOK



2" x .148 diameter zinc coated S-hooks. Sold in a box of 20 pcs only.

PART # 130S9

SIGN SAVING WASHER



Install mounting washer in between sign and u channel post to prevent warping or buckling of sign.

PART # MW-10

THEFT RESISTANT NUTS AND BOLTS



2 x 5/16" Theft Resistant Nuts and Bolts. FOR USE ON ALUMINUM SIGNS ONLY. Sold as (1 nut and 1 bolt) *NB-20 Wrench required for installation.

PART # NB-12

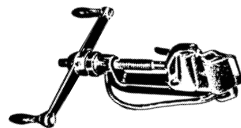
BRACKETS



3/4" Stainless Steel Brackets. 50 per box. (Includes nuts, bolts and washers)

PART # BT102

BANDING TOOL



PART # BT100


CHAIN LINK BRACKET

A rust proof aluminum bracket to secure your sign on a chain link fence. Nuts and bolts sold separately. Three sizes available. 1 1/2" wide.



PART # DESCRIPTION
 FB12 For 12" tall signs.
 FB18 For 18" tall signs.
 FB24 For 24" tall signs.

MOUNTING WRENCH



Wrench for mounting NB-12 Theft Resistant Nuts and Bolts.

PART # NB-20

WING SEALS



3/4" Stainless Steel Wing Seals. 100 per box.

PART # BT109


STRAPPING



3/4" Stainless Steel Strapping 100' per roll

PART # BT106

PIPE POST BRACKETS



Brackets for mounting signs to a 2 3/8" OD pipe post. Each pair comes complete with all pieces to mount one sign.

PART # PPB-12

Brackets for mounting signs back to back on a 2 3/8" OD pipe post. Complete with all pieces to mount two signs back to back.

PART # PPB-13

SIGN LINKS

These durable nylon sign links install signs and other items to chain link fences, or can be used on square or u channel post. The center hole is pre-threaded 5/16". Includes nylon link and 5/16" screw. Sold by the pair.



PART # SIGNLINK

STEEL TAPE

Make any surface magnetic. Can be applied to any type of surface. Comes with adhesive on one side. Size is 1" x 100 feet.



PART # ST1092

MAGNETIC STRIPS

Makes any surface magnetic this .060 mil white magnetic will make any surface magnetic. It will not dry out or crack. Can be used for indoor/outdoor use. Comes with adhesive backing on one side.



PART #	DESCRIPTION
MS12	1/2" .060 MIL MAG STRIP
MS34	3/4" .060 MIL MAG STRIP

"U" BRACKETS

The perfect bracket to attach a substrate to a post or wall. Use on MDO, Whitewood, Polymetal, Alumacorr and more. Comes in silver only.



UB1000 1/4" Bracket
UB2000 1/2" Bracket

Add stability to your substrate by adding the center bracket.



UB3000 1/4" Bracket
UB4000 1/2" Bracket

GORILLA GLUE

The finest glue available for bonding, wood, stone, metal, ceramics, plastics and more. It is 100% pure glue, no fillers or dangerous solvents. It is waterproof, which makes it an excellent choice for even outdoor projects. Dries 90% in 1-4 hours at room temperatures. Perfect for bonding Sign Foam together.



PART #	DESCRIPTION
GG18	18 oz Glue
GG36	36 oz Glue

HOOK, LOOP & DOTS

Hook (rough) and loop (smooth) each sold on an individual roll, available in black or white. For indoor or temporary outdoor applications. Size 3/4" x 25 yards. Dots are available in white only, 50 sets or 3/4" hook/loop per package.



PART #	SIZE	DESCRIPTION
V800WH	3/4" x 25 Yds	White Hook Only
V800WL	3/4" x 25 Yds	White Loop Only
V800BH	3/4" x 25 Yds	Black Hook Only
V800BL	3/4" x 25 Yds	Black Loop Only
DOTSW	50	White Hook & Loop Dots

DOUBLESIDED FOAM TAPE

1/16" thick double coated foam tape with adhesive on both sides. Made for indoor use.



PART #	SIZE
80060	1/2" x 36 yds
5000156	1" x 36 yds

SUCTION CUPS

Ideal for mounting light weight signs and banners. TSC158H is 1 5/8" DIA/100 BG SC250LH IS 2 1/2"/50BG



PART #	SIZE
TSC158H	1 5/8" dia./100 bg
SC250LH	2 1/2" dia./150 bg

SNAP HOOKS

For mounting banners and other projects. Size is 2" long and approximately 1/4" opening. Sold individually.



PART # SNAP1

INQUIRE ABOUT CUSTOM BANNERS IN 10oz. AND 13oz. MATERIALS. BANNERS ARE THE PERFECT WAY TO ...

ADVERTISE YOUR
GRAND OPENING SALE
OR JUST DISPLAY YOUR SPIRIT

EASYCLIP BANNER CLIP

A reusable banner clip that will fasten instantly to virtually any material. Perfect for banners - no tools needed or grommet installation. Use with rope, ties or a hook to mount. The tighter you pull, the stronger the grip. To release the grip, simply squeeze and the wedge and clip will loosen - by hand or by pliers. Sold individually.

PART # WT600



SUPER SUCKER™ BANNER HOLDER

Attach banners or lightweight signs to windows or walls without the use of any tools. Perfect for indoor and outdoor use. Place on any clean, smooth non-porous surface, flip the lever, and you're done. Maximum weight - 5 lbs. Maximum banner width - 23". Comes with 5" base, 24" x 1.25" pole with 1.5" end cap, and clips.

PART # BH24



BANNER MOUNTING KITS

Mount banners from one or both sides of a pole with these durable kits. Built to withstand the elements - base is made of cast aluminum and the 3/4 fiberglass pole will flex in strong winds, reducing some of the wind load off the banner. Fits up to a 12" diameter post.

PART #	SIZE
Single Banner Kits	
BKS24	24" Banners
BKS30	30" Banners
BKS36	36" Banners
Double Banner Kits	
BKD24	24" Banners
BKD30	30" Banners
BKD36	36" Banners




4mm corrugated plastic signs can be ordered with your custom legend. Printed on one side or two. Perfect for temporary applications. Seven standard color choices available. Mount on wire stakes at bottom of this page.

• Size: 24" x 18"



INK COLORS



* Colors may not extend to the edge of the sign.

PART #


CP1S1C	1 Side/1 Color
CP2S1C	2 Side/1 Color
CP1S2C	1 Side/2 Color
CP2S2C	2 Side/2 Color
Additional Color Per Side	

SEND US YOUR DIGITAL FILE OR WE CAN LAY YOUR CUSTOM SIGNS OUT FOR YOU

Wire stakes for either 4 mm or 10 mm plastic signs. Economy stakes for lighter applications and heavier stakes for signs that will be installed for longer periods of times.

PREMIER STAKE


Stake is zinc plated and has 5/16" round base. For 4 mm corrugated plastic signs. 18" w x 27" h. Prongs 9" tall.



PART# CORO18

STANDARD STAKE

Stake is zinc plated and has 1/4" round base. For 4 mm corrugated plastic signs. 12" w x 33" h. Prongs 9" tall.



PART# CORO12

WHISKER STAKE

Stake is zinc plated and has 1/4" round base. For 4 mm corrugated plastic signs. 6" w x 35" h. Prongs 5" tall.




PART# CORO6



Two New Stakes Available with a Black Finish

ECONOMY STAKES


Stake is zinc plated and made of 9 gauge steel. For 4 mm corrugated plastic signs. 10" w x 30" h. Prongs 7 1/2" tall.



PART# CORO11

ECONOMY STAKES


Stake is zinc plated and made of 9 gauge steel. For 4 mm corrugated plastic signs. 6" x 30" h. Prongs 7 1/2" tall.



PART# CORO31

ECONOMY STAKES

Stake is painted black and made of 9 gauge steel. For 4 mm corrugated plastic signs. Size: 10" w x 30" tall. Prongs 11" tall.



PART# 882001

10 MM HEAVY STAKE

Stake is painted black and made of 3/8" round. For 10 mm corrugated plastic signs. Size: 8.5" w x 36" tall. Prongs 7 1/2" tall.



PART# CORO101



- Golf Course signs are available in five layouts
- Lightweight and easy to install
- Signs can be mixed for quantity discount
- Ready for your vinyl lettering
- CPGC (Golf Cart) has 9" w x 5" of work space
- CPGB (Golf Ball) has 13" w x 13" of work space
- CPGM Golfer Sign) has 11" w x 9" of work space
- CPGG (Golf Green) has 16" w x 9" of work space
- CPGBALL (Small Golf Ball) has 12" w x 10" of work space

No minimum order, buy only what you need.

PART #	DESCRIPTION
CPGC	24 x 18" Golf Cart Signs
CPGB	22" Dia Golf Ball Signs
CPGBALL	17" Dia Golfball Sign
CPGM	18 x 12" Golfer Signs
CPGG	22 x 16" Golf Green

See page 21 for sign stakes

RIDER PINS

Use Rider Pins to attach two signs together.



PART #	DESCRIPTION
RP12	Bag of 12 Pcs Rider Pin



GOLF TEE KIT



Add a little flair to golf signs with these golf tees. Attach tee and sign together with rider pins. Kit includes 6 golf tees to a sheet and 12 rider pins. Available in yellow. Size: 4 5/8" w x 16" tall. (Golf tee does not go in the ground. It attaches to sign only above it)

PART #	DESCRIPTION
CPGTYK	6 Yellow Golf Tees/12 Pins

BLANK CORRUGATED SIGNS

Choose from eight fun shapes - NO MINIMUM QUANTITIES REQUIRED. Made of 4 mm corrugated plastic. Available in three colors - White, Red or Yellow.

- * Inquire about lettered signs
- Blank signs ready for your lettering.
- No minimum quantities.
- Signs are lightweight and easy to install.

PART #	DESCRIPTION
CPSB*	23 x 17" Starburst
CPHO*	23 x 16" House
CPAR*	23 x 15" Arrow
CPCI*	17" Dia Circle
CPCIR22	22" Dia Circle
CPSS*	17 x 17" Octagon
CPFHW	16 x 20" Football Helmet
CPMW	21 x 16" Megaphone

*Specify "W" for white, "R" for red, or "Y" for yellow at the end of each item.

Colors and shapes can be mixed for quantity discount prices.



Great Attention Getters!

Available in White, Red & Yellow!
Except as noted

Starburst
Size 23" x 17"
Red and Yellow only

House
Size 23" x 16"
White and Yellow only

Arrow
Size 23" x 15"

Circle
Size 17" & 22" Dia
White and Yellow only
22" White only

Stop Sign
Size 17" x 17"
Available in Red Only

Football Helmet
Size 16" x 20"
White only

Megaphone
Size 21" x 16"
White Only

PRE PRINTED CORRUGATED SIGNS
No minimum quantity required!!

- Inquire about lettered signs
- Preprinted signs are printed on one side only, 4 mm corrugated plastic
- NO MINIMUM QUANTITY
- Mix signs for discount pricing

PART #	DESCRIPTION
CPFBALL	17" Dia Football Shape
CPSBALL	17" Dia Soccerball Shape
CPBBALL	17" Dia Basketball Shape
CPBABALL	17" Dia Baseball Shape

For Sale signs are printed on both sides.

PART #	DESCRIPTION
CPFSR	24 x 18" For Sale Red

CPFBALL
17" Dia
White on Brown

CPSBALL
17" Dia
Black on White

CPBBALL
17" Dia
Black on Orange









CPBABALL
17" Dia
Black on White

CPFSR Red on White
24" x 18"

See page 21 for sign stakes

GLOW IN THE DARK SIGNS

Signs are made of pressure sensitive vinyl film, washable, non-toxic, non-radioactive and abrasive-resistant. In total "black-out" or "brown-out" signs will show the words of emergency situations. Signs require only a minimal exposure to a natural or artificial light to glow over and over again. For use on most clean, smooth non-porous surfaces. Glows for several hours and recharges in less than a minute.

							
4 x 18 23-708	13 X 3 23-704	12 X 4 23-706	10 X 7 23-709	10 x 8 23-700	10 X 10 23-702 Arrow Right 23-703 Arrow Left 23-701 Double Head Arrow	8 X 12 23-707	12 X 10 23-705
				12 X 10 23-01	12 X 10 23-02	12 X 10 23-03	12 x 10 23-705

OSHA SIGNS

OSHA required signs come in two sizes, three materials and a wide variety of wordings so you can choose the sign that best fits your needs. All signs come with 4 mounting holes and the pressure sensitive vinyl can be applied to any clean smooth surface. All signs are in accordance with the OSHA (Occupational Safety and Health Act) specifications (1910.145).

Heavy Duty .040 Aluminum

.125 PVC Plastic

Pressure Sensitive

Baked enamel finish for long life. Signs will not be rigid, lightweight and weatherproof. For indoor use. For outdoor use. Comes with 4 mounting holes. Apply to any smooth clean surface.



HOW TO ORDER:







1. Specify OSHA Header.
2. Specify sign material.
3. Specify sign size.
4. Specify exact legend.








OSHA signs can be ordered with your choice of wording up to 60 characters, or as headers for you to letter. Add .40 per letter over 60 characters. All headers are in stock and ready for your legend. Up to 5 signs with the same legend can ship within 24 hours. (Over 5 signs will be printed and require 7 - 10 days to ship).



Custom lettered OSHA Signs	MATERIALS	.040 Aluminum		.125 Plastic		Stick on Vinyl		Set Up Charge
	SIZE	10 x 7	14 x 10	10 x 7	14 x 10	10 x 7	14 x 10	Applies to any legend up to 25 signs
	PART #	040A	040B	125A	125B	SOVA	SOVB	

HEADER ONLY	.040 Aluminum Part Number		.125 Plastic Part Number		Stick on Vinyl Part Number	
	SIZE	SIZE	SIZE	SIZE	SIZE	SIZE
DANGER Header only (no message)	10 x 7	14 x 10	10 x 7	14 x 10	10 x 7	14 x 10
SAFETY FIRST Header only	04-312B	04-312F	04-312C	04-312G	04-312D	04-312H
WARNING Header only (no message)	04-736B	04-736F	04-736C	04-736G	04-736D	04-736H
CAUTION Header only (no message)	04-015B	04-015F	04-015C	04-015G	04-015D	04-015H
NOTICE Header (no message)	04-144B	04-144F	04-144C	04-144G	04-144D	04-144H
	04-831B	04-831F	04-831C	04-831G	04-831D	04-831H

SAFETY SIGNS

					
14 x 10 .040 Alum 02-057	14 x 7 .040 Alum 02-055 14 x 7 .125 Plastic 08-502 14 x 7 Stick on Vinyl 23-904	14 X 10 .040 Alum 02-056R 14 x 10 .125 Plastic 08-500 14 x 10 Stick On Vinyl 23-902	14 x 10 .040 Alum 02-058 14 x 10 .125 Plastic 08-503 14 x 10 Stick on Vinyl 23-905	14 x 10 .040 Alum 02-056L 14 x 10 .125 Plastic 08-501 14 x 10 Stick on Vinyl 23-903	7 x 10 .125 Plastic 08-516

						
14 x 4 .040 Alum 02-759 Stick on Vinyl 23-922	20 x 14 .040 Alum 04-904	20 x 14 .040 Alum 04-600	20 x 7 .040 Alum 04-604 Stick on Vinyl 04-605	10 x 7 .040 Alum 04-905 10 x 7 Stick on Vinyl 04-906	7 x 10 Stick on Vinyl 23-943 6 x 6 Stick on Vinyl 23-539	7 x 10 Stick on Vinyl 04-608 6 x 6 Stick on Vinyl 04-609

	
20 x 14 .040 Alum 02-080	20 X 14 .040 Alum 04-610

FIRE SIGNS

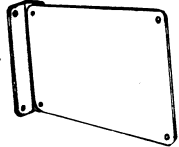
Fire signs are available in .040 aluminum, .125 plastic or stick on vinyl. Signs are single sided.

4 x 24 Fire Signs			
Wordings	.040 Alum	.125 Plastic	Stick on Vinyl
Fire Extinguisher	02-692	08-508	23-913

10 x 14 Fire Signs		
Wording	.040 Alum	Stick on Vinyl
Fire Extinguisher	02-705	23-912

WALL BRACKETS

Right Angle Wall Brackets for use of signs on this page or OSHA signs







PART #

11-133	7" bracket for 10 x 7"
11-134	10" bracket for 14 x 10" signs

FLANGED SIGNS

Double faced flanged signs are visible from both directions. Points out fire apparatus in the event of an emergency. Made of .040 aluminum and comes with three mounting holes. Flange is 2" wide.

			Part No. 02-692FL Size 4" x 24"
			Part No. 02-705FL Size 10" x 14"

EXIT SIGNS

ELECTRIC EXIT SIGN



Attractive and easy to install, this unit combines quality LED illumination with contemporary, soft corner styling to compliment any application. Comes with injection molded thermoplastic housing, molded wire ways for internal wire routing, completely self-contained. Double sided unit. 120/277/VAC dual input. Ni-cad battery supplied for battery back-up. 6" red letters, 3/4" stroke.

PART # XR-LT

COMBINATION LED EMERGENCY EXIT SIGN



The exclusive low-profile design allows for mounting above doors and restricted spaces. Offers full 180 degree lamp rotation. Easy to install, completely self contained. Single sided only. 120/277 VAC dual input. Meets ADA fixture requirements. 6" red letters, 3/4" stroke.

PART # ELXUR

HEAVY DUTY PARKING LOT STENCILS

All stencils made of 1/8" thick plastic. Paint can be applied by using spray equipment or by brush or roller. Stencils are made for easy clean up. When paint is dry just bend stencil or hit against hard surface and paint will flake off easily. Ideal for parking lots, warehouses, schools, etc. Stencils are lightweight, and rolls up for easy UPS shipping. Call or fax for pricing on stencils with logos.



Custom Stencils are priced per letter. Order as individual letters or as a complete stencil. Additional discount for complete alphabet.

PART #	LETTER/NUMBER/SIZE
CS01	1" LETTER/NUMBER
CS02	2" LETTER/NUMBER
CS03	3" LETTER/NUMBER
CS04	4" LETTER/NUMBER
CS06	6" LETTER/NUMBER
CS08	8" LETTER/NUMBER
CS10	10" LETTER/NUMBER
CS12	12" LETTER/NUMBER
CS18	18" LETTER/NUMBER
CS24	24" LETTER/NUMBER
CS30	30" LETTER/NUMBER
CS36	36" LETTER/NUMBER
HA1	38" x 44" HANDICAP STENCIL
HA2	24" x 32" HANDICAP STENCIL

**CAN BE USED
OVER
AND
OVER!**

HAZARD STRIPE TAPE

This 7 mil PVC black/yellow self-adhesive vinyl tape is required by OSHA to signal physical hazards. Comes in 3" x 18 yds.



PART #	COLOR
17770	Black/Yellow

BARRICADE SHEETING

Self Adhesive engineer grade reflective barricade tape alternates white and orange stripes diagonally on a 45 degree angle. Easy to apply to existing barricades or can be wrapped around barrels. **When ordering-designate "L" for LEFT stripe or "R" for RIGHT stripe after the part number. All rolls 50 yards long. Stripes are 6" wide.



PART #	SIZE
7000-6*	6" roll
7000-8*	8" roll
7000-12*	12" roll

REFLECTIVE WARNING STRIPE TAPE



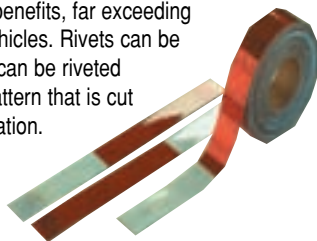
This self adhesive reflective stripe tape provides an extra margin of safety during black-outs, night-time, or low light conditions. Suitable for both indoor and outdoor use. This product is weather resistant. Size is 2" x 30 ft.

PART #	COLOR
R3000TB2	Black/Yellow Tape
R4000RW2	Red/White Tape

V-5720 SERIES CONSPICUITY TAPE

**10.5 MIL, 7 YEAR LIFE
REFLECTIVE PRISMATIC LENS RETROREFLECTIVE**

Conspicuity tape offers exceptional benefits, far exceeding NHTSA requirements for marking vehicles. Rivets can be taped over then cut around, or tape can be riveted through. Comes in 6" white/6" red pattern that is cut every 12" to the liner for easy application.



PART #	SIZE
V5720	2" x 50 Yds

REFLECTIVE HIGH VISIBILITY TAPE

Highly visible reflective marking tapes reflect light as it hits the surface making these tapes easily seen from a distance. Self-adhesive tapes adhere to smooth, clean dry surfaces. Ideal for marking posts, barricades, poles, floors and more.



Best Buy

PART #	SIZE
RS130*	1" X 30 FT
RS230*	2" X 30 FT
RS330*	3" X 30 FT
RS350W	3" X 50 YDS (50 Yrd roll white only)

* Replace at end with (W) White, (R) Red, (Y) Yellow

FLOOR STANDS

Control your environment and reduce liability with these double-sided floor stands. Stands are 9 1/2" wide by 21" tall. This bright yellow plastic sign folds up quickly to store. Locking arm lets you stand up sign easily and prevents it from collapsing.



PART #	DESCRIPTION
24102	Caution Wet Floor
24144	Blank Yellow Stand

REFLECTIVE PLASTIC BARRICADE

This 24" x 12" barricade is maintenance free and lightweight, these rugged units can carry a 35 lb sandbag on both the front and back half. Made of heavy weight polyethylene in all legs and boards to create a super strong unit. The top panel has 12" reflective orange/white stripes. Molded-in hole and bolt protector design allows flashing light on one or both sides.



PART # 101-T12-C8

IMPACT RECOVERY POST

Reduce risk of motorist injury and costly maintenance repair with this unit. It has a unique reactive spring that allows the post to give with impact. Solid white plastic post is 2 1/2" OD x 5 ft with 8" "fixed" base. Base designed for parking lot application using bolts and epoxy. (not included). Drill holes in post for mounting lightweight signs. Sign not included. Heavy aluminum, or steel signs not recommended.



PART # 2087391

SAFETY CONES

Safety Cones are molded in bright yellow and is 35" in height. The safety message is printed on all four sides.



PART #	IMPRINT
23888	BLANK
23870	WET FLOOR

TRAFFIC CONES

Ultra-Brite PVC Traffic Cones in bright orange with black base.



PART #	DESCRIPTION
PO518	18" Cone
PO528	28" Cone

A-FRAME BARRICADE

This rugged plastic unit folds down for easy shipment and storage. Control vehicle and pedestrian traffic with ease. Made for years of use. Engineer grade reflective sheeting on both sides of I Beam. 6 ft x 40" , 14 lbs.



PART # 200A6EG

TUBULAR MARKER POST

This 36" tall orange tubular marker post comes with 2 3" white hi-intensity white reflective stripes for high visibility. The 8" base can be affixed to the ground with lag bolts or same epoxy as the impact recovery post. Can withstand over 75 hits of speeds up to 55 mph.



PART # FS753

DOUBLE RIDER H-FRAME

This frame is designed to hold a main panel along with a 6" rider at the top as well as underneath the 24 x 18" main panel. Made of 3/4" angle iron. Black in finish. Rounded corner tops and spiked legs. Overall height is 48" on horizontal frame. Overall height is 46" on vertical frame. **Oversized UPS item.**

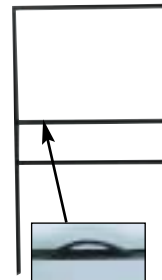
PART #	DESCRIPTION
HRTB2418	24 x 18" H Frame w/2 riders Horizontal
HRTB1824	18" x 24" H Frame Vertical



SLIDE IN H-FRAMES

Frames will hold up to 1/4" substrates. Panels easily slide in from the top, no bolting needed. Comes with 6" rider underneath the 36" x 24" and 24" x 18" main panel. Made of 3/4" angle iron. Black in finish. Overall height is 42". No nuts or bolts required with built in holders on frame. **Oversized UPS item.**

PART #	DESCRIPTION
HR2418SI	24 x 18" Slide in H Frame
HR3624SI	36" x 24" Slide in H Frame
HRTB2418SI	24" x 18" Slide in top & bottom rider overall height 45"



H-FRAMES

Black in finish and the corners are rounded. Made of 3/4" angle. 6" rider space. Purchase mounting clips to mount your sign without drilling holes. Overall height of HR2418-42". Overall height of HR3624-47". **Oversized UPS item.**

PART #	DESCRIPTION
HR2418I	Holds 24" x 18" sign Horizontal
HR3624I	Holds 36" x 24" sign Horizontal
HR1824V	Holds 18" x 24" sign Vertical-Overall height 42"
HR2820I	Holds 28" x 20" sign Horizontal-Overall height 42"



BANJO FRAMES

Black banjo frames are made of 3/8" round black powder coated iron. Holds 24" x 18" size signs. Overall height 47" tall. **Oversized UPS item.**

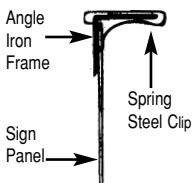
PART #	DESCRIPTION
BF2418I	Holds 24" x 18" sign



INQUIRE ABOUT LETTERED SIGNS TO INSERT IN FRAMES

SIGN BLANKS/NUTS & BOLTS/CLIPS

040 Aluminum sign blanks are white both sides. Come with square corners and 4 mounting holes to attach to H-Frames. Mounting clips and nuts & bolts sold by box of 25 pcs.




PART #	DESCRIPTION
AB24640F	24 x 6" 040 Sign Blank
AB282040F	28 x 20" 040 Sign Blank
AB36640F	36 x 6" 040 Sign Blank
AB182440F	24 x 18" 040 Sign Blank
AB28640F	28 x 6" 040 Sign Blank
AB243640F	36 x 24" 040 Sign Blank
FASN1434	Box of 25 pcs 1/4"-20 x 3/4" Nuts & Bolts
CLIP1	Box of 25 pcs Mounting Clips

Minimum order 5 pieces of a size on 040 alum for UPS shipment

DIAMOND H FRAME

This frame is designed to hold a 24" diamond sign with a 6" rider underneath. Made of 3/4" black angle iron. Black in finish. Overall height is 52". **Oversized UPS item.**



PART #	DESCRIPTION
HR24DI	Holds 24" Diamond

**ORDER 1 OR 1000
NO JOB TOO SMALL!**

SIGN STAKES

Sign stakes come with staggered mounting holes. They are black in finish. Made of 3/4" angle iron and have welded foot push. 6 holes in stakes. Step is 8" wide. 10 1/2" from stake to bottom of post.

PART #	SIZE
SS41	4' STAKE
SS51	5' STAKE



T-BAR STAKES

Made of 3/4" angle and black in finish. Has welded foot push, steel cross bar and 4 mounting holes. 42" tall. Top bar is 17 1/2" wide. One hole on each end 1 1/2" in from end. Two holes in stake. First hole is 11" down, next 6" down. Foot stake is 8" wide. 10 1/2" from step to bottom of sign post.

PART #	SIZE
TBS42I	42" STAKE



VINYL REAL ESTATE SIGN SYSTEM



The vinyl real estate sign holder is easy to assemble and comes with hardware needed to mount sign. Just drive the stake into ground, slide post over stake and hang your sign. Comes with 5 ft 4" x 4" post, arm is 2" x 3.5" x 47" long. (Standard sign size 24" x 18")

PART REPW



The vinyl panel system comes with all hardware needed to mount your 4' x 8' substrate. Comes with 4" x 4" 8 ft long legs and standard post caps. Holds 1/4" substrate. *Allow 2" all the way around for graphics. (Sign panel not included in kit)

PART SF4886MM



- Easy to Install
- Stays Beautiful with no Maintenance
- Contains all Installation Hardware
- Easy Installation and Assembly

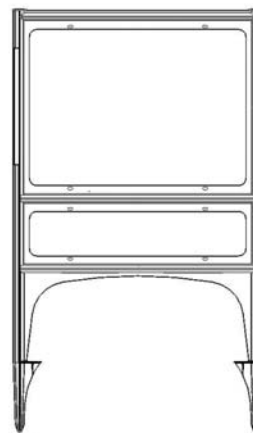
Long lasting and easy to maintain

HEAVY DUTY PLASTIC H / FRAME
Slides in Bolt in Panels

This frame is produced from a light weight, yet heavy duty engineering grade plastic material that is strong and resilient to corrosion which includes sunlight. It will accept a 24x18" main panel and a 24x6" rider in its slide and fit feature that is designed to eliminate bolting which can be utilized if required. Its hammer and push feature make it easy to install.

PART # HR2418IMP

**NO
BOLTS
REQUIRED!**



**WE CAN
LETTER SIGNS
FOR YOU!**

SIDEWALK STAND



18" x 32" heavy duty black powder coated frame stand with 16" x 24" white powder coated 18ga steel sign blank. Comes with "S" hooks for mounting sign to stand. Holes are on 12" centers.

PART #	DESCRIPTION
AV1	18 x 32" Sign stand only
AV1BB	Sign stand with white blank
AV1BO	16 x 24" white blank only

SIDEWALK FRAME



28" x 37" heavy duty black powder coated angle iron A Frame with 24" x 30" white powder coated 18ga steel sign blank. Comes with "S" hooks for mounting sign to stand. Holes are on 15 3/4" centers.

PART #	DESCRIPTION
AV5	28 x 37" Sign stand only
AV5BB	Sign Stand with white blank
AV5BO	24 x 30" White blank only

FLEX STAND



The Flex Stand comes with a .040 aluminum sign. Blank with protective trim, the sturdy 1" square tubing legs keep it in place. This unique sign frame can withstand high winds. The sign keeps springing back into place in high winds. **Oversized UPS item.**

PART #	DESCRIPTION
ST2436BB	Stand w/white 24" x 36" blank
ST3036BB	Stand w/white 30" x 36" blank

SWINGER® SIDEWALK STAND



The Swinger sidewalk stand can be assembled in minutes! Sturdy - yet lightweight and easy to move. The 24 x 36" 10 mil corrugated plastic white sign panel comes with letter track (7 lines) on both sides and a 300 piece 4" letterset.

Oversized UPS item.

PART #	DESCRIPTION
SPGSS	Sign Stand/Track & Letter Set

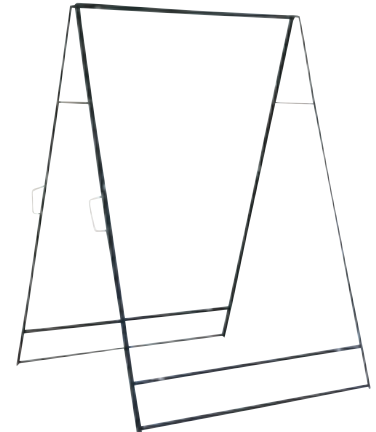
SPRINGER® SIGN



The Springer sign is affordable, portable and easy to assemble. Base is made of heavy duty plastic and can be filled with sand. The sign springs back in the wind. Can withstand 30+ mph wind. Purchased with white 24 x 36 10 mil corrugated white blank ready for your lettering or with letter track applied to both sides and a set of 300 4" letters/numbers. **Oversized UPS item.**

PART #	DESCRIPTION
SPG	Sign Stand/Blank White Face
SPGMB	Sign Stand/Track & Letter Set

LARGE SIDEWALK FRAME



This sidewalk frame holds 36" x 48" signage. Hardware required for attaching signs to frame. Made of 3/4" angle iron, 54" tall - black finish. Available with or without 040 aluminum white sign blanks (2).

PART #	DESCRIPTION
F4836A100	Stand w/o sign blanks
F4836A100BB	Stand w/ (2) blanks

Must Ship Motor Freight Not UPSable.

INQUIRE ABOUT LETTERED SIGNS FOR ANY STAND ABOVE

CHANGEABLE LETTERSET



Transform the 130NS signcade into a changeable message sign stand. This kit consists of 2 pcs of 24 x 36" 4 mil white corrugated plastic with letter track attached to it. Boxed letterset contains over 300 pieces of 4" black letters and red numbers, "SALE" & "SPECIAL" cards. (130NS stand not included)

PART #	DESCRIPTION
131MK	300 Pc Letterset/Panels

WIND SPINNER SIGN

The "wind spinner" sign is made of steel and has a powder coated black finish. Overall height is 39". Legs extend 15" from the center. Comes with two ground pegs to help secure the unit in wind. Accepts up to 1/2" thick substrates. Size of sign area is 18" w x 30 h. (Sign not included) **Oversized UPS item.**



PART #	SIZE
W1836	39" x 15"

FLEX SIGN FRAME

The flex sign frame with coil springs can withstand winds and spring back up to its original position. Top is slotted for sign to slide down into. Will hold up to 1/4" signage. Legs are made of 1 1/2" steel tubing. All frames are coated with a black rust proof finish. Holds a 24 x 36" sign. Can be purchased with or without sign blank. **Oversized UPS item.**



PART #	DESCRIPTION
CFAB2436	(Stand Only)
CFAB2436BB	with .040 aluminum blank

MINICADE STAND



When space is limited, use the "minicade" sign stand. This 36" tall 100% plastic stand is a miniature version of the signcade. Panel area to display message is 12" w x 24" h. Comes with handle for easy portability and can be internally ballasted with sand. Available in white only.

PART #	DESCRIPTION
155	13" x 36"

PORTABLE SIGN STAND

These durable 100% plastic Signcade sign stands will not rust, splinter or ever need painting. Molded-in handle provides easy portability. Stands can be internally ballasted with sand. The hinges "click-lock" in open position. Screw-in feature allows changeable sign faces. Available in white and yellow. Panel area is 24" x 36". The recessed sign area is 23 3/4" x 35 3/4". **It is recommended to apply a substrate to the surface or to heat treat it before vinyl letters are applied directly.** **Oversized UPS item.**




PART #	DESCRIPTION
130NS	25 X 45" White Stand
130NSY	25" x 45" Yellow Stand

A miniature version of the Signcade is the Squarecade. Stands can be internally ballasted with sand. Available in white and yellow. Panel area is 24" x 24". The recessed sign area is 23 3/4" x 23 3/4".



PART #	DESCRIPTION
136NSW	25" x 36" White Stand
136NSY	25" x 36" Yellow Stand




Mounting Hardware for Signcade/Squarecade Stands. When you tighten the screw, the insert expands, like a molly in drywall, creating a permanent screw receptacle which allows the user to change signs any time.

PART #	DESCRIPTION
W20S	Pkg of 20 Well-nuts & bolts

SCROLL BRACKETS w/SIGNS

**Scroll brackets w/signs can dress up your store front.
Inquire about lettered signs!**



The 24" long bracket with 18" x 12" white powder coated steel sign blank. Comes with "S" hooks for mounting sign to bracket. Bracket can bolt or strap to wall. Holes are on 10 1/4" centers.

The 36" long bracket with 24" x 18" white powder coated steel sign blank. Comes with "S" hooks for mounting sign to bracket. Bracket can bolt or strap to wall. Holes are on 21 3/4" centers.

The 48" long bracket with 36" x 24" white powder coated steel sign blank. Comes with "S" hooks for mounting sign to bracket. Bracket can bolt or strap to wall. Holes are on 24" centers.

PART #	DESCRIPTION
SC24	24" Scroll bracket only
SC24BO	18 x 12" White blank only
SC24BB	24" Bracket with white blank

PART #	DESCRIPTION
SC36	36" Scroll bracket only
SC36BO	24 x 18" White blank only
SC36BB	36" Bracket with white blank

PART #	DESCRIPTION
SC48	48" Scroll bracket only
SC48BO	36 x 24" White blank only
SC48BB	Bracket with white sign blank

DELUXE SCROLL BRACKETS

41" Long Deluxe Scroll Bracket

The 41" long deluxe scroll bracket with 30" x 24" white powder coated steel sign blank. Bracket can bolt or strap to wall. Bracket has heavy duty decorative bottom bar and eyelets for holding heavier materials. Holes on 21 1/2" centers.



53" Long Deluxe Scroll Bracket

The 53" long deluxe scroll bracket with 36" x 24" white powder coated steel sign blank. Bracket can bolt or strap to wall. Bracket has heavy duty decorative bottom bar and eyelets for holding heavier materials. Holes on 30" centers.

PART #	DESCRIPTION
DS41	41" Scroll bracket only
DS41BO	30 x 24" White blank only
DS41BB	41" Bracket with white blank
DS53	53" Scroll bracket only
DS53BO	36 x 24" White blank only
DS53BB	53" Bracket with white blank

Black powder coated quick links can be purchased for attaching sign blanks to chains. Attach the quick link to the hole in the blank and to the end of the chain. 1/8" diameter. Sold as a pair only.



QL018

PART # QL018

Rubber coated sign hangers can be purchased, and are ideal for suspending a sign blank from the scroll bracket. The bracket clasps around both sides of the sign for extra support. Sold as a pair only.



SSH

PART # SSH

LITERATURE HOLDER



A lightweight literature holder perfect for outdoor or indoor applications. Size is 9.25" x 13" x 2" deep - holds 8.5 x 11" size paper products. Comes with holes in back and two wood screws for mounting. Vinyl can easily be added to the clear acrylic face. White molded plastic construction on three sides.

PART # LH8511



Back view



Side view

FOLDING FRAMES



Sidewalk stand has a black finish and can fold flat. Made of 3/4" angle. Available in 24 x 18 and 24 x 36" and 36 x 24" sizes.

PART #	SIZE
FF2418	24W X 18H Horizontal
FF2436	24W X 36H Vertical
FF3624*	36W X 24H Horizontal

* Oversized UPS item.



This sidewalk frame holds 24 x 18" sign panels, which simply slide into the frame, no need for nuts or bolts. Comes with carrying handle when frame is folded for easy moveability. Made of 1" angle iron, 30" tall - black finish.

PART #	SIZE
FF2418SB	24 x 18"



OUTDOOR PEDESTAL BASE AND WHEEL

Black powered coated indoor /outdoor pedestal bases are drilled for mounting 12 x 18, 18 x 24 and 24 x 24 signs. (Sign not included) 1 7/8" OD PIPE

PART #	DESCRIPTION
GP-4	14" cast iron base with 4 ft pipe. Weighs 32 lbs.
GP-5	18" cast iron base with 4 ft pipe. Weighs 37 lbs.



Connect this wheel to the pedestal base with nuts and bolts and movement of the complete unit is a snap. Painted black to match stanchions. Wt. 3 lbs. Will only work with GP-4 base.

PART #	DESCRIPTION
GPWHEEL	

QUALITY INDOOR FLOOR STANDS



- Features:**
- Sturdy aluminum alloy frame
 - Holds 22" x 28" up to 1/4" materials
 - 16" contoured base
 - Height: 60"
 - Weight: 12 lbs.

PART #	DESCRIPTION
LF128S	



- Features:**
- Aluminum alloy mitered frame
 - Large diameter double pole
 - Heavy rectangular 12" x 14" steel base
 - Holds 22" x 28" up to 1/4" materials
 - Height: 60"
 - Weight: 13 lbs.

PART #	DESCRIPTION
TO2412	- Silver
TO2412BK	- Black



- Features:**
- Aluminum alloy construction extremely sturdy yet light weight
 - Holds 22" x 28" up to 1/4" materials
 - Height: 60"
 - Weight: 11 lbs.

PART #	DESCRIPTION
2228S	- Silver
2228BK	- Black
2228BR	- Gold

Inquire about lettered inserts

LITERATURE HOLDER



Sturdy literature baskets accommodate 11 x 17" tabloids or two 8 1/2" x 11" side by side stacks of paper. Will hook on all sign stands shown.


PART #	DESCRIPTION
TO2409	- Silver

PEDESTAL BASE



SF4SRX

Display your own messages from both sides with these 47" tall sign frames. SF4 unit holds 14" w x 11" tall signs. SF8 unit holds 22" x 14" signs. The top slot will accommodate up to 5/16" materials. Base is 10" round with 7/8" pipe. Black in finish. SF4SRX holds 14" x 11" cards, 11" round base with gold finish.



SF48IX

PART #	DESCRIPTION
BLACK	
SF4BIX	Holds 14 x 11" signs
SF8BIX	Holds 22 x 14" signs
GOLD	
SF4SRX	Holds 14 x 11" signs

CLASSIC BANNER STAND


Sturdy adjustable chrome finished banner stand extends from 36" – 96". Accepts hemmed banners on one or both sides. Comes with 4 each 2 1/2" dowels for mounting banners. No need to notch banners. 24" unit has 12" base, 36" unit has 16" base.



PART #	DESCRIPTION
BN-2S	Silver holds up to 24" Banner
BN-2BK	Black holds up to 24" Banner
BN-3S	Silver holds up to 36" Banner

LARGE FORMAT BANNER STANDS

Convey messages with a high tech look with these large format banner stands. Height adjusts from 36" – 96". 1 1/8" crossbars at top and bottom holds a hemmed banner. Comes with two 3" x 16" formed steel bases. Assembles in minutes with a banner that is hemmed at the top and bottom or use o rings or clamps for banners with grommets. Black in color. Height adjusts 36" – 96". Weight 11 lbs BN-4, 12 lbs BN-5. Purchase extension kit to adjust BN5BK up to 12' x 12'.



PART #	DESCRIPTION
BN-4BK	Width 30"- 48" Wide Banners
BN-5BK	Width 48" – 96" Wide Banners
EBG-6	Canvas Case
BN-5C2	12' X 12' Extension Kit

ADJUSTABLE EASEL

Made of 3/4" od aluminum construction, this easel is adjustable from 35" – 66" tall. For floor and table top use. Weight 3 lbs.

PART # 350



BUDGET EASEL

This budget series easel is attractive, economical but built to last. Made of strong steel construction. Ideal for boards or lightweight signage. Comes with adjustable sign holders and rubber tipped legs. Height 57 1/2" Weighs 4 lbs.

PART # 333



DESKTOP EASEL

This easel is great for desk-top or counter use. Sturdy 1/2" aluminum legs with rubber tips will support signs up to 24" tall. Has bar for support of tall materials. Height 19" tall. Weighs 1 lb.

PART # 152



RETRACTABLE BANNER STAND



MERCURY Banner Stands provide an easy, dramatic visual display of your graphics. This single sided unit is adjustable up to 8 ft high, made of durable aluminum, takes a minute to set up and take down. Holds banners made of fabric, vinyl and photo paper. Attaches with an easy to use Velcro mounting system at top and bottom. Comes with carrying bag.

MERCURY




PART #	DESCRIPTION
RY-1BK	Black-Holds up to 36" wide
RY-5BK	Black-Holds up to 48" wide

PORTABLE ULTRA BANNER STANDS

Thin, light, portable, yet still strong. These single sided banner stands have a spring-loaded back leg to insure graphic tension. Floor to top graphics – no visible feet. Attach banner with hook/loop (included). Adjustable in height, from 42" – 96". Black in color. Holds fabric, vinyl and photo paper banners. Weighs 8 lbs.



PART #	DESCRIPTION
UB5-24BK	Holds 24" wide banners
UB5-36BK	Holds 36" wide banners



Round stemmed polished chrome cardframes with mitered corners. Stems are 1/4" thick. Perfect for displaying your message on a counter top. Available in three sizes. Holds up to 1/8" stock.


PART #	SIZE W X H
TO2403	7" X 5 1/2"
TO2404	11" X 7"
TO2405	14" X 11"

SIGN FRAMES/HOLDERS



These acrylic cardframes are lightweight and can be placed in virtually any location. Sign material slides in from top of frame. Holds paper and light card stock

PART #	SIZE W X H
TO2301	7" X 5 1/2"
TO2302	11" X 7"



11" w x 14" h vertical mount plexi signholder. Holds paper and light card stock

PART #	TO1801
--------	--------

OPEN/CLOSED SIGNS

Large, easy to read sign face in bright fade resistant colors make sign visible near or far. Easy glide message board slides to display "open" or "closed" message. Sign comes with black frame, white/red open/closed face, 2 3/4" letter sets (red/black), and suction cups to hold to window.



PART #	SIZE
VKBRWV	14 x 20 Vertical

SIGN FRAMES/HOLDERS



Vertical and horizontal wall mount frames are the ideal choice for retailers, professional offices and lobbies. Simply slide paper in thru the top slot. Attach to wall with screws, velcro tape or double sided foam tape. (not included). Size 8 1/2 x 11"



Vertical Mount

PART #	R18511
--------	--------

Horizontal Mount

PART #	R11185
--------	--------

REMARKABLE BOARD



This 24 x 36" A Frame write on board comes with 2 high impact .080 plastic panels, 4" legs, and 2 1/8" hardboard support panels. Write-on panels are black. Comes with set of four fluorescent markers. Writing will not wash off with rain, washes off with windex. (White, Yellow, Pink and Blue Marker included). **Oversized UPS item.**

PART #	DESCRIPTION
RMBA2436	Complete Unit
RMBA2436P	1 Replacement Panel Only
ZPMWPYB	EXTRA MARKER SET

NEO-LITE SIGNS



Brilliantly lit "OPEN" simulated neon* sign is 30" x 15" tall x 4" deep. Made of ABS plastic, is lightweight but durable. The screen-printed face will not fade over time. Comes with hanging kit. Has on/off switch.

* Not a neon sign.

PART #	NL1530 Complete Open Sign
--------	---------------------------

LIGHTED SIGNS



Whether viewing this sign from two feet away, or from across the street, the 15" "mini open" is very eye catching. This brilliantly backlit unit* includes a long-life fluorescent lamp, on/off switch, and a hanging kit.

* Not a neon sign.

PART #	NL1515
--------	--------

INDOOR/OUTDOOR ENCLOSED BULLETIN BOARD

These satin anodized aluminum frame units have lockable doors mounted on full length piano hinges. Comes with shatter-resistant acrylic window. Top quality natural cork will give years of indoor/outdoor use. Boards are not waterproof.



PART #	DESCRIPTION	
UV401	18" x 24" x 2" 1 Door	20 lbs
UV402	24" x 36" x 2" 2 Door	37 lbs
UV403-5	42" x 32" x 2" 2 Door	20 lbs
UV404 *	48" x 36" x 2" 2 Door	37 lbs

* Ships motor freight

BLACK FELT LETTERBOARD

This adjustable black felt letterboard is perfect for use in high traffic areas. Adjustable height ranges from 36" to 66" tall. Recommended for indoor use only. Size is 18" w x 14" tall. Aluminum frame, radius base, weighs 18 lbs. (Comes with 3/4" letter set, contains 432 pieces).



New 56" tall, non-adjustable, 24" x 18" letter board. Available in black felt. 15" aluminum base and pole. Comes with 290 piece 3/4" letterset. weighs 20 lbs.

PART #	SIZE
UV1316EZ	18" x 14"
UV1315A	24" x 18"

INDOOR/OUTDOOR ENCLOSED LETTERBOARDS

These indoor/outdoor letterboards feature a black vinyl letterboard with weather resistant backing. The satin anodized aluminum case has lockable frame with shatter resistant acrylic window. Letters sets are sold separately. Not recommended to be placed in direct sunlight. Boards are not waterproof.



PART #	DESCRIPTION	
UV1166D	18 x 24" x 2" 1 Door	23 lbs
UV1160D	24 x 36" x 2" 1 Door	27 lbs
UV1160D-5	42 x 32" x 2" 2 Door	42 lbs
UV1161D *	48 x 36" x 2" 2 Door	48 lbs

* Ships motor freight

INDOOR SLIM STYLE BOARDS

The radius design slim style boards have a sleek and contemporary appearance. Choose either cork bulletin board or black letterboard. Top quality frame is satin anodized aluminum with shatter-resistant acrylic door. Dimensions: 1 13/16" exterior depth, 1 13/16" wide face frame. Letter sets sold separately.



PART #	DESCRIPTION
UVRDS23SB	24 x 36" Corkboard
UVRDS23SL	24 x 36" Letterboard

PLASTIC LETTER SETS

White helvetica boxed plastic letter sets are manufactured to fit any letterboard. These high impact letters feature precision-molded, bottom balanced tabs for easy use and superb gripping ability.



PART #	DESCRIPTION
UV52308	3/4" 432 Pc Letter Set
UV52309	1" 432 Pc Letter Set

HI IMPACT LETTER BOARDS

Use these boards for restaurant, retail or entertainment. Vertical unit mounts easily to any door or wall. Includes an open/closed sign and pkg of 290 3/4" helvetica letters, numbers and symbols. Comes with black frame.



PART #	DESCRIPTION
UVH12228BK	22 x 28" Bk Letterboard 12 lbs
UV715	290 Pc 3/4" Letters

INDOOR ECONOMY LETTERBOARDS

The plastic frame board is attractive, yet economical. Comes with lockable door and shatter resistant acrylic windows. Mounts easily to any flat surface. Signs are 2" deep. Comes with black frame. Letters sold separately.



PART #	DESCRIPTION	
UVTE1824BL	18 x 24" Bl. Letterboard	6 lbs.
UVTE2436BL	24 x 36" Bl. Letterboard	12 lbs

SIGN SETTER TOOL



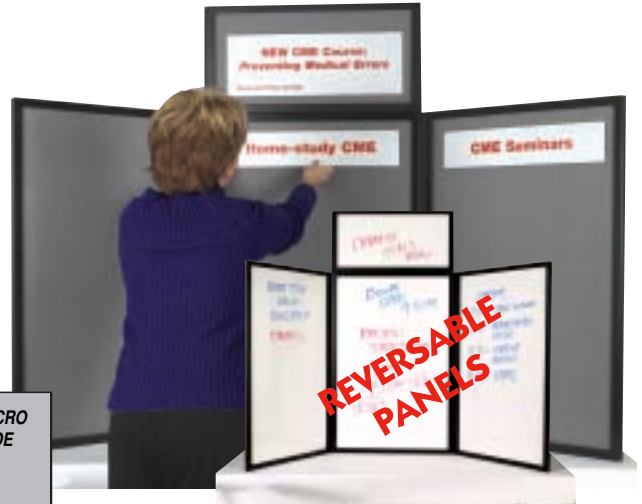
This Sign Setter tool is a must. It will cut installation time in half. Simply slide the level to the desired height. Hold the 2" solid ash wood staff flush against the door jam to mount signs to ADA specifications.

PART # SST

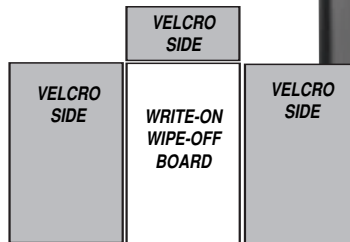
PRESENTATION DISPLAY

3-panel table top display with a fabric panel on one side, a write-on/wipe-off board on the opposite side, the two sides can be combined together. This display has 3 - 24" x 36" panels and a top header panel that is 24" x 12". These units can also be used with gator or foam inserts – top slots are 1/4" thick. Comes with carrying case. Weight 70lbs.

Oversize UPS item.



**REVERSABLE
PANELS**



All panels are two-sided and are interchangeable in any combination.

Write-On/wipe-off panels can be easily changed to relate your messages

PART #	
3KIGR	Gray Panels
3KIBU	Blue Panels

BRAILLE SIGNS

This standard Braille Signage makes it easy for everyone to comply with ADA Laws (Americans with Disabilities Act). Signs are made of high impact styrene that can be used outdoors as well as indoors. All pictograms, borders, lettering and braille are raised 1/32" high and all signs have radius corners and a double faced adhesive on back. Signs are available in White on Blue, Black on Taupe, or White on Black. No custom orders available.



SIZE 6 X 9

Suffix Meaning
"TP" is Taupe
"BK" is Black
"BU" is Blue

6 x 9 09001TP 09001BK 09001BU	6 x 9 09002TP 09002BK 09002BU	6 x 9 09003TP 09003BK 09003BU	6 x 9 09004TP 09004BK 09004BU	6 x 9 09005TP 09005BK 09005BU	6 x 9 09017TP 09017BK 09017BU	6 x 9 09018TP 09018BK 09018BU
6 x 9 09006TP 09006BK 09006BU	6 x 9 09007TP 09007BK 09007BU	6 x 9 09010TP 09010BK 09010BU	6 x 9 09011TP 09011BK 09011BU	6 x 9 09015TP 09015BK 09015BU	6 x 9 09020TP 09020BK 09020BU	6 x 9 09019TP 09019BK 09019BU



PRONTO™ CHANGEABLE LETTERS

PRONTO letters are made of .080 thick clear acrylic blanks and are precision molded and silk screened with UV cured inks. Raised edges prevent scratching. Feet on the base of each letter keep it clear of dirt buildup in the track, and prevent the letter from being frozen to the track in winter. Available in two letter styles and three sizes. Standard color is black. Red can be custom ordered as a complete letter set. Can be purchased as a complete set or individually.

300 PIECE COMPLETE LETTER SET

PART #	LETTER SIZE	PANEL HEIGHT
PLS4C	4" Condensed	4 7/8"
PLS4M	4" Modern	4 7/8"
PLS6C	6" Condensed	6 7/8"
PLS6M	6" Modern	6 7/8"
PLS8C	8" Condensed	9 7/8"
PLS8M	8" Modern	9 7/8"
PLI4*	4" Individual letter	4 7/8"
PLI6*	6" Individual letter	6 7/8"
PLI8*	8" Individual letter	9 7/8"

* Minimum 25 pieces on individual letter orders. Specify letter color and letter font when ordering individual letters.

300 piece letter set contains the following:

- 21 ea: E
 - 15 ea: O,U
 - 9 ea: B,C,D,F G, H, M
 - 3 ea: Q,X,\$, 1,2,3,4,5,6,7,8,9,0,¢
 - 18 ea: A, I
 - 12 ea: L,N,P,R,S,T
 - 6 ea: J,K,V, W,Y,Z
- Punctuation is available separately, not included in complete letter set.



ABC 123

CONDENSED
 ABCDEFGHIJKLMNOPQRSTUVWXYZ
 1234567890.,-;&¢\$?!'""% / : ; * + %

ABC 123

MODERN
 ABCDEFGHIJKLMNOPQRSTUVWXYZ
 1234567860.,-;&¢\$?!'""% / : ; * + %

**COMPLETE LETTER SETS ARE NOW
 A STOCK ITEM!**



CHANGEABLE LETTER ACCESSORIES

CHANGEABLE ARM

PRONTO™ Changable Arms is a telescoping fiberglass pole for to make changing of letters at high levels a snap. Replacement parts are available.

PART #	DESCRIPTION
PCASM	Reaches 6' - 18' Small Cup 2" Dia. For 4-6" Letters
PCASM3	Reaches 6' - 18' Medium cup 3 3/4" for 6-8" letters
PCAST	Reaches 8' - 24' Standard Cup 3 3/4" Dia For 8" Letters



CHANGEABLE ARM SUCTION CUPS

Replacement suction cups for changeable arms.

PART #	DESCRIPTION
P2CUP	2" Cup for PCASM
P334CUP	3" Cup for PCAST

OUTDOOR READERBOARD LETTER SETS & TRACK

Changeable letter sets come in condensed or block letter, and are available in 4", 6" and 8" sizes. Clear plastic card with black letters, red numbers and symbols. 4" letters come in 260 pieces, the 6" and 8" have 280 pieces.



Block Letter Font



Condensed Letter Font

**NEW
 LONGER
 TRACK!**

PART #	DESCRIPTION
.030 Thick Lettersets	
CC3051-RG	4" Bold letter
CC3006-RG	6" Condensed letter
CC3001-RG	8" Condensed letter
L1012	6" Block Letter, 7" Back
L1045	8" Block Letter, 9" Back
CCTRACK	7 1/2" dual letter track for .030 letters
TT96	9 1/2" dual letter track for .030 letters

PART #	DESCRIPTION
.060 Thick and Pronto Lettersets	
L1069	6" Block Letter, 7" Back
L1205	8" Block Letter, 9" Back
T1000	8 Ft Top Track
T1001	8 Ft Dual Track
T1003	8 Ft Bottom Track
T1007	10 Ft Top Track
T1008	10 Ft Dual Track
T1009	10 Ft Bottom Track
T1005	12 Ft Top Track
T1006	12 Ft Dual Track
T1010	12 Ft Bottom Track


CAR MAGS IN A TUBE

Two pieces of .030 mil white matte magnetic comes in a convenient tube. Simply letter them and send them to your customer. Mounting and care directions are on the outside of the tube. Blanks come with square corners. Available in 18" x 12", or 24" x 12" sizes.



Inquire about lettered signs

CUSTOM SIZE BANNERS



**Available in 10 oz. and 13 oz.
Can be ordered with pockets, grommets or D rings.
Many color choices are available.**

AVAILABLE MATERIALS FOR SIGNS




Metal blanks in 18ga steel or .040, .063 and .080 aluminum.



MDO 1/2" or 3/4" thicknesses



PVC in a variety of colors and thicknesses.



**Corrugated plastic
Great for temporary or political signs.**



**Custom routed signs
in .040, .063 and .080**

IF YOU DON'T SEE WHAT YOU NEED, PLEASE INQUIRE!

DISTRIBUTED BY:
